

Recordings with Rough Cut

Exciting news! Newspathnow.com has been updated with cloud Recordings and a "Rough Cut" edit tool from VideoShip. This new tool has the latest AI searchable voice-to-text and a user-friendly interface for cutting clips. Plus all of your user created clips are automatically transcoded to your station's preferred file type and saved on your local page (along with your mobile app uploads).

CBS NEWSPATH NOW iNet.Live Home CBS Newspath More Digital Upload Wires Recordings

LiveChat EVA Logged in CBS Newspath Admin

Meet the Staff Regions Affiliate Directory Broadcast Marketing Links More Stuff

Check This Out!

TUE0073 - Kicker VO Space Station Timelapse Gives 8/13/24 10:59 Storyful

TUE0078 - Kicker VOSOT Tiger Cubs Enjoy Summer at German 8/13/24 09:48 Reuters

TUE0057 - Kicker PKG WI Shelter Dog Pool Party 8/13/24 05:15 WSAW

What You Need to Know NOW

NEWSPATH AUGUST PROMOTABLES

Click Here for Live

WHAT'S RECORDING NOW

BOOK A LIVE SHOT

NEWSPATHNOW LIVE MATRIX

GET A MATRIX LOGIN

Connect NOW

SIGN UP FOR NEWS ALERTS

LIVE MATRIX OUTLOOK

NEWSPATH PLANNER

PROMOTABLES

WEEKLY LOOKAHEAD

REGIONAL OUTLOOKS

SPORTS

NEWSPATH WEB EXTRAS

CBS MORNINGS

CBS EVENING NEWS

August Promotables

READ MORE>>

NOW On Newspath

CBS News Stream

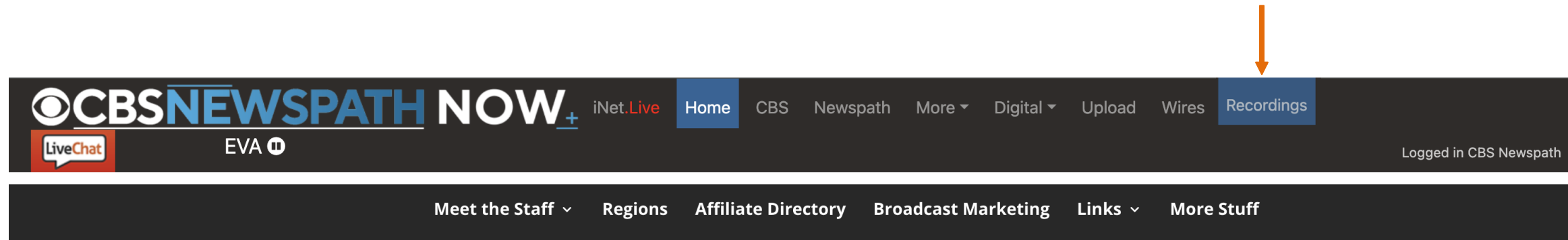
CBS NEWS 24/7

iNet Recordings and Rough Cut How-To

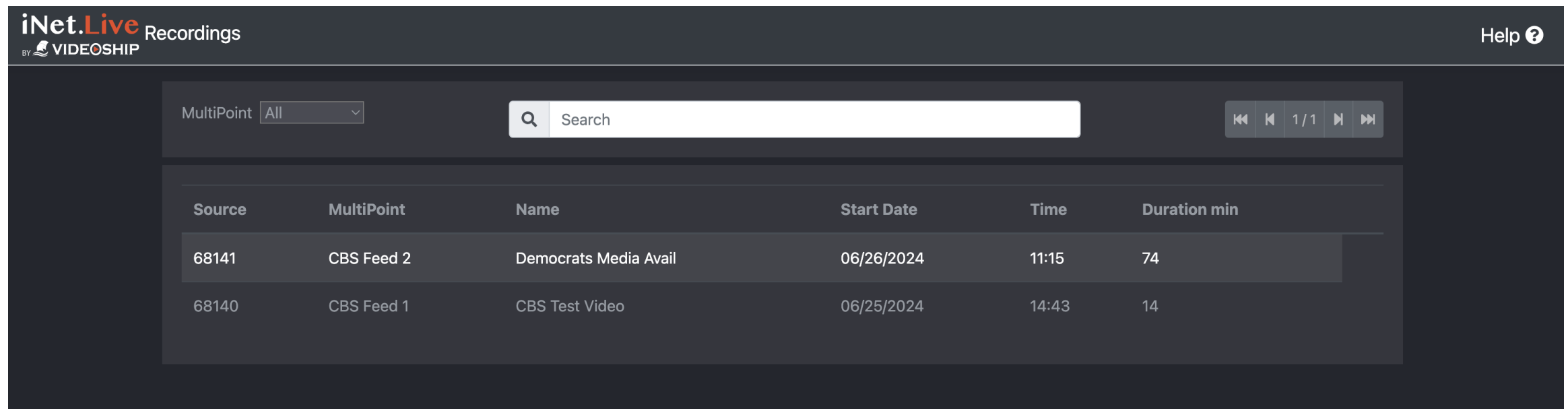
To view current and/or upcoming cloud Recordings, go to the Home page and click



To view Recordings, click on the Recordings Tab on the newspathnow.com Home page.



Click on the recording you need to get to the Rough Cut tool.



Navigating the Rough Cut page:

Choose Playback speed

Caption Settings

Picture-In-Picture

Search captions

Download captions

Auto Captioning:
Click on a line to go to that point in the video.

Note: First column is timecode (EST), second column is elapsed time

Playback Volume

Play/Stop

Scrub bar

Choose edit in-point

Choose clickable rewind fast-forward interval

Choose edit out-point

View video full-screen

Video Indexing: Captioning: Clipping

Rough Cut

Recording Duration 01:56:16

President Biden Friendsgiving NC

Search

18:12:53	44:06	trials of boot camp that brought
18:12:55	44:08	us closer together than blood
18:12:57	44:09	ever could. Friends giving means
18:13:00	44:12	more than just getting together
18:13:01	44:14	for the younger marines. It's
18:13:03	44:16	getting to know our new brothers
18:13:04	44:17	and sisters for the older marines
18:13:07	44:19	who have found their significant

Clip Duration

Mark In

Mark Out

Select Mark In

Seconds 1

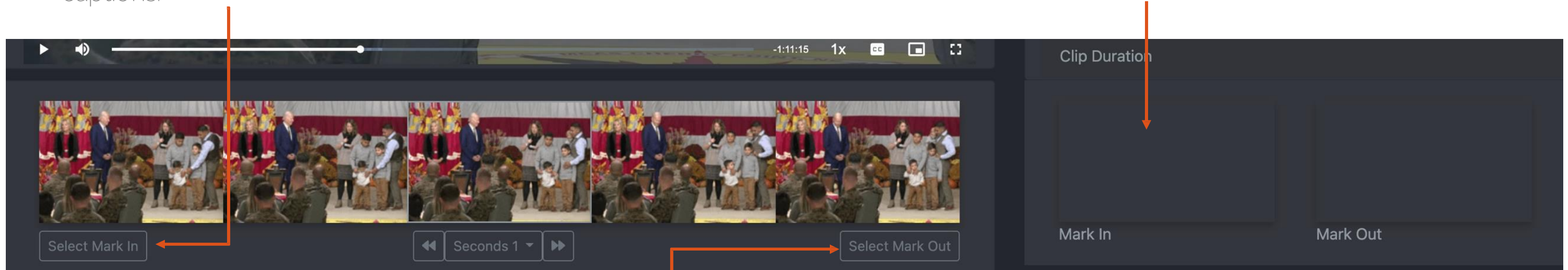
Seconds 6

Seconds 12

Select Mark Out

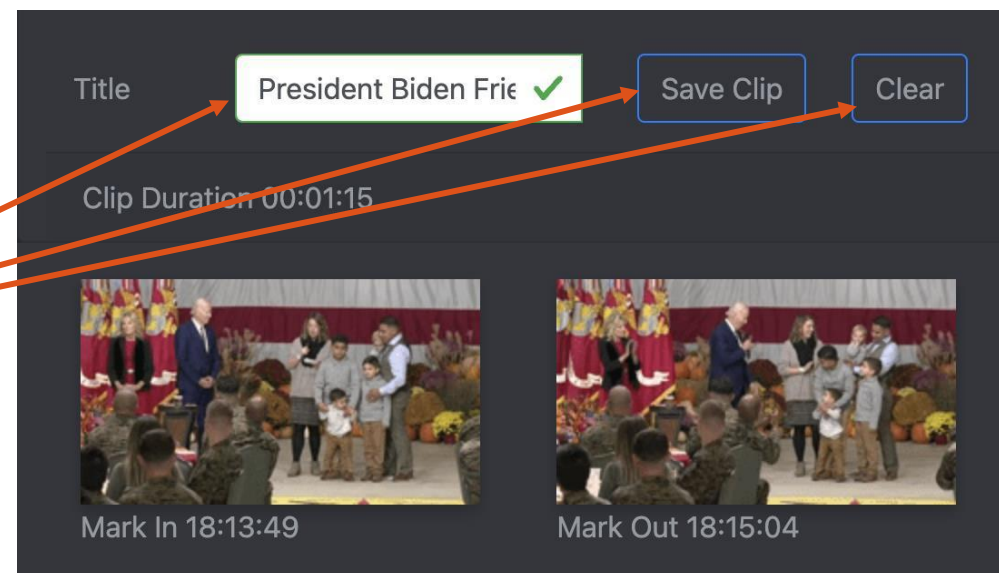
Choosing your in and out points

1. Scrub through and play the video or click on a point in the captions to start playing.
2. Click Select Mark In to choose your in point. Once selected your in point will show up in the Mark In window below the captions.



3. Find your out point and click Select Mark Out

4. Name your clip and save it or clear the Mark In and Mark Out points and start over. You can keep the default slug, but best practice is to rename it so you can distinguish your clip from other user created clips.



Saving and downloading clips

5. Once saved the created Clip is displayed beneath the video thumbnails. All clips created from this master are saved here until the Recording is deleted (approximately 48 hours after the Recording started). You can see all clips, not just the ones you created.

You have two options to download clips:

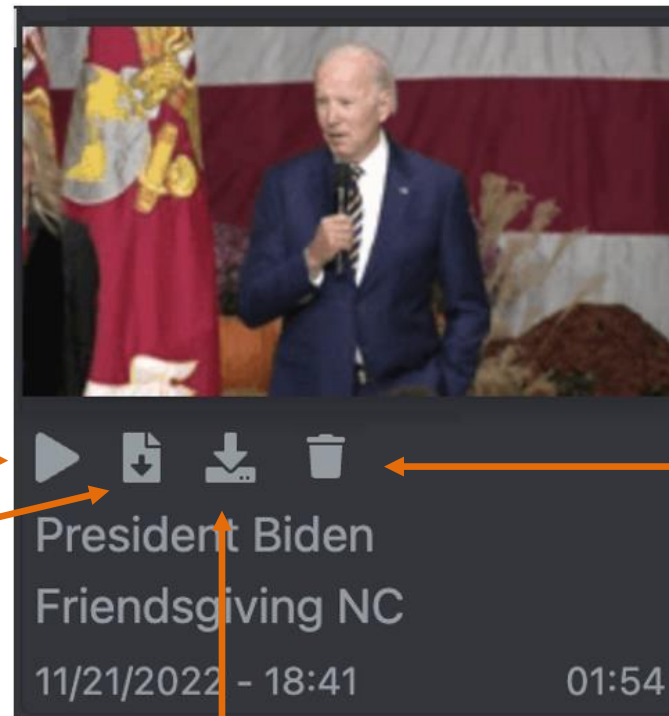
Download the 1080i mp4 file from the Rough Cut page as soon as the download icon  appears.

OR

Go to your station's local tab (to the right of the CBS tab) to download the clip.

Your station users' Rough Cut clips are automatically transcoded to your preferred file type and will live under your local tab for 30 days .

Transcoded files are created a few minutes after the original Rough Cut file becomes available.



Notes: The download location on the Rough Cut page is driven through your browser settings.

Use the VLC media player if you want to view the Rough Cut mp4 file on your PC.

6. To create additional clips from this feed click Clear and start from Step 1.



Newspathnow Support

Support is available 24/7/365!

Call us toll free at 877-814-8557 (Canada & U.S.) or +1 850-316-8841 (International)

Create a support ticket by emailing cbs.support@videoship.com

Describe the problem and how we can contact you and we will be in touch within minutes.